

February & March

Parks and Recreation Activity Brochure

North Campus Community Garden

Have you ever had a dream of
changing this

Into this?

The Community Garden
currently has 3 open plots for
the 2021 growing season.

Cost: 25.00 deposit and 35.00
water fee.

Interested? Call the Parks and Recreation Department at 785-738-2270
to sign up or to get any questions answered.



Thanks to all that
participated in the
Hunt for Christmas
Displays!
Kale and Kaden Wessling's
names were drawn from
those that turned them in for
the 50.00 gift certificate from
Ray's Apple Market.

It is still not too....late to
participate in the 2021 Fit Walk
program .

What: "walk" at least 400 miles
from 1/1/21 to 6/31/21


Cost: Free

Enrollment: fill out the P&R
Activity Form (available at City
Office or www.beloitks.org) Need
contact information and shirt size.
Document Monthly Mileage

Yes... you missed a month but you
can make up the miles before the
end of June!

Questions: call the P&R at
785-738-2270 or email
millerparks@nckcn.com

Rotary Club will again sponsor softball for girls
currently in preschool thru 4th grade.
Preschool—1st will play tee-ball.
2nd—4th will play modified pitch.
The season will begin around June 1 and run for 5
weeks, playing once a week. Rotary will furnish
jerseys, bats and balls. Girls need to have their own
glove. Sign up sheets may be requested from and
returned to : John Cashatt, pjcashatt@nckcn.com,
785-569-7204.



Program subject to
change due to
COVID.



The Parks and Recreation
Department will send emails
to those that would like to be
notified of activities/
brochures/special events. If
you are interested send an
email to:
millerparks@nckcn.com and
you will be put on the list.

Barn Quilt Meeting


What: February 11th, at 5:30pm - Come and explore your interest in making your own
Barn Quilt. You will be walked thru the process (time, what it entails and cost) to see if
you want to continue with the activity. Mask will be required at this meeting.

Initial Cost: 1' x 1' = 35.00; 2' x 2' - 40.00; 4' x 4' = 55.00

PLUS the paint cost (depending on # of colors)

Class size will be limited so social distancing can be observed. **If interested call the P&R
office at 785-738-2270 to reserve a spot**

Project's Working Classes will generally be scheduled for Thursday evening's for approx. 6 weeks but
could have extra dates.



Don't
Forget to
make your
SNOW SCULPTURE
for the snow that
might come? Send
pic to the P&R.
Call /email for
details! Deadline:
March 5, 2021





Valentine Pursuit

Below is a list of “VALENTINE ACTIVITIES” to make your Valentine’s Month a great one. Complete at least “14” of these and return it to the City Office by 3/1/2021 to be in the drawing for a Gift Certificate from Ray’s Apple Market. (Just check off when you complete one as it is on the honor system!)

Name: _____ Contact: _____

Address: _____

_____ Make a Valentine card/give it OR send a card to someone

_____ Have a Valentine meal: breakfast, lunch, OR dinner

_____ Make a Valentine craft

_____ Buy your favorite Valentine Candy



_____ Have a cup of Hot Cocoa



_____ Dress in RED

_____ Exercise for your

_____ Make a sweet dessert

_____ Watch a romantic movie

_____ Have an indoor picnic



_____ Chew PINK bubble gum


_____ Light a sweet-smelling (or any flavor) candle

_____ Do a random act of kindness

_____ Enjoy a cup of coffee (or soda) with someone

_____ Tell your family that you love them

_____ Smile to a stranger



_____ Decorate for the Valentine Holiday


_____ Make Valentine Cupid’s Crunch (see recipe at right)

_____ Share or eat Valentine Cupid’ Crunch for yourself

_____ Play a board game with someone

_____ Take a walk with a special person

_____ Watch a sun rise or sun set



_____ Eat a “red” apple



_____ Do your own special activity!

_____ Dance when no one is looking (or looking if so choose)

_____ Take a nap

Recipe for:

Valentine Cupid’s Crunch

Need:

2 bags of microwave popcorn or

1/2- 2/3 cup popcorn kernels popped

12 oz bag Wilton candy melts (pink for Valentine recipe)

2 cups pretzels – broken into pieces

1 to 1 ½ cups M&Ms

Sprinkles, nonpareils, and/or holiday shaped candies for decorations

Pop popcorn and set aside. Be sure to pick out any unpopped kernels. Melt the candy melts at 30 seconds intervals in the microwave. Put broken pretzels and M&Ms into the bowl with popcorn. Then pour ½ the melted candy over the top and combine with a rubber spatula. Spread mixture out on a sheet of wax paper – drizzle remaining melted candy over the top. Sprinkle the nonpareils, candy bits or sprinkles over this. After the chocolate dries/firms up. Break into bits and either store in an airtight container (for about a week) or package it up into treat bags to share with friends.

NOTE: you could use green candy melts for St. Patrick’s Day